

SQA-VISION⁷

Automated Sperm Quality Analyzer



Cleared by

Food & Drug
Administration

Health
Canada CE

Scan QR to



Learn More

*"Remember, it All Started
...With A Sperm!"*



10 TEST MODES


DNA Frag


IUI/IVF


Semen Analysis


Frozen


Post - Vas


Longevity


Washed


Vitality


QC Beads


Proficiency

For Reproductive & Diagnostic Laboratories



Touch-Screen Workstation Included



Fully Automated Results

Sperm Concentration, Motility (a | b | c | d), Strict Morphology, Vitality, Velocity, Functional Sperm, Total Sperm, Total Motile, Total Progressive, and much more.

Semi-Automated Results

DNA Fragmentation (WHO 6th Edition Classifications), Volume, Full Differential Morphology, PH, and White Blood Cells & additional automation coming soon!

Full Regulatory Compliance

FDA / Health Canada / CE cleared, CLIA moderately complex, CAP/API proficiency, regulatory compliance in over 50 countries.

KEY FEATURES



Low Cost & Fast Turn Around



Fast - Objective - Standardized



Bi-Directional LIS/EMR Interface



4,000+ Systems in 50 Countries



WHO 6th Edition Standards



Accurate & Precise



Peace of Mind

On-Site Installation & Training Included!

US & Canada only*

SQA-VISION[™]

Overview



Semen analysis often involves subjective interpretation, long testing times, and complex quality control, burdening labs with higher costs and workflow complications.

Streamline your semen analysis program, reduce costs, and improve care with the **SQA-Vision**.

MES analyzers are used globally to standardize testing, lower costs, and deliver results in under 75 seconds with exceptional accuracy and repeatability.

CLIA Moderately Complex Classification status allows testing ability for a wide range of users.

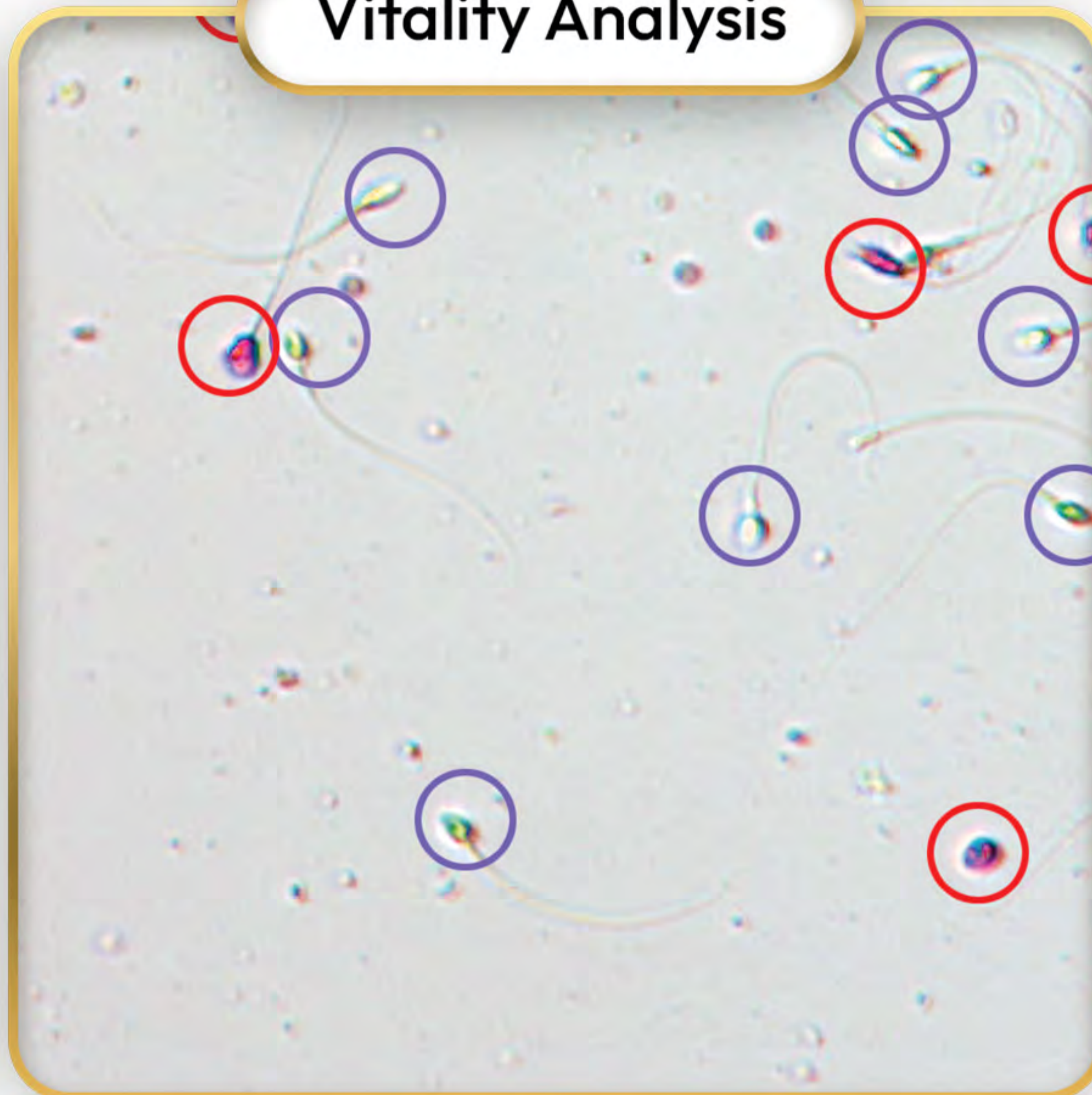


New Features

DNA Fragmentation Index Analysis



Vitality Analysis



Full Differential Morphology Analysis



Free Lifetime Software Updates


SQA-VISION

Parameters

- CONCENTRATION
- MOTILITY
 - PROGRESSIVE
 - RAPID PROGRESSIVE
 - SLOW PROGRESSIVE
 - NON PROGRESSIVE
- IMMOTILE
- STRICT MORPHOLOGY
- DNA FRAGMENTATION INDEX (DFI)
- VITALITY
- MOTILE SPERM CONC.
- PROGRESSIVE MOTILE SPERM CONC
 - RAPID PR MOTILE SPERM CONC
 - SLOW PR MOTILE SPERM CONC
- FUNCTIONAL SPERM CONC
- VELOCITY
- SPERM MOTILE INDEX
- TOTAL SPERM
- TOTAL MOTILE
- TOTAL PROGRESSIVE
- TOTAL FUNCTIONAL
- MORPHOLOGY NORMAL SPERM
- VOLUME
- pH
- WBC CONC
- DEBRIS / ROUND CELLS

PHONE: 310-670-9066
FAX: 310-670-9069
E-MAIL: sales@mes-llc.com
WEB: www.mes-global.com

Medical Electronic Systems
6345 Balboa Blvd, 185
Encino, CA. 91316
Los Angeles, CA. 91316



PATIENT INFORMATION

FIRST NAME: _____ LAST NAME: Sample 2
PATIENT ID: _____ BIRTH DATE / AGE: 12/31/1980 41

SAMPLE INFORMATION

LABORATORY: Administrator
NORMAL
ABNORMAL
WHO 6TH
NORMAL VOLUME
Optional Field Input as Needed

PARAMETER

PARAMETER	VALUE	STATUS	
VOLUME (ml):			
pH:			
WBC CONC. (M/ml):			
DEBRIS / ROUND CELLS:			
CONCENTRATION (M/ml):			
MOTILITY (%):	1.4	↓	
PROGRESSIVE PR (%):	< 1		
RAPIDLY PROGRESSIVE (%):	>= 16	↓	
SLOWLY PROGRESSIVE (%):	>= 42		
NON-PROGRESSIVE (%):			
IMMOTILE (%):			
MORPH. NORMAL FORMS (%):	<= 1	↑	
VITALITY(LIVE, %):	<= 20	↑	
DNA FRAGMENTATION INDEX (DFI):	>= 4	↓	
VITALITY(LIVE):	>= 54		
DNA FRAGMENTATION INDEX (DFI):	>= 54		
DNA FRAGMENTATION INDEX (DFI):	41.4	< 30	↑
MOTILE SPERM CONC. (M/ml):	1.8		
PROG. MOTILE SPERM CONC. (M/ml):	1.2	>= -1	
RAPID PR MOTILE SPERM CONC. (M/ml):	1.1		
SLOW PR MOTILE SPERM CONC. (M/ml):	0.2		
FUNCTIONAL SPERM CONC. (M/ml):	0.5		
VELOCITY:	24		
SPERM MOTILE INDEX:	27		
SPERM MOTILE INDEX:	3.5	>= 39	↓

REPORT CONTINUED (PATIENT ID: 311311111 | TEST DATE / TIME: 7/20/2022 10:37)

VITALITY REPORT

RESULT	REF. VALUE	STATUS	COLOR
LIVE (%)	77	>= 54	Blue
DEAD (%)	23		Red

REPORT CONTINUED (PATIENT ID: 311311111 | TEST DATE / TIME: 7/20/2022 10:37)

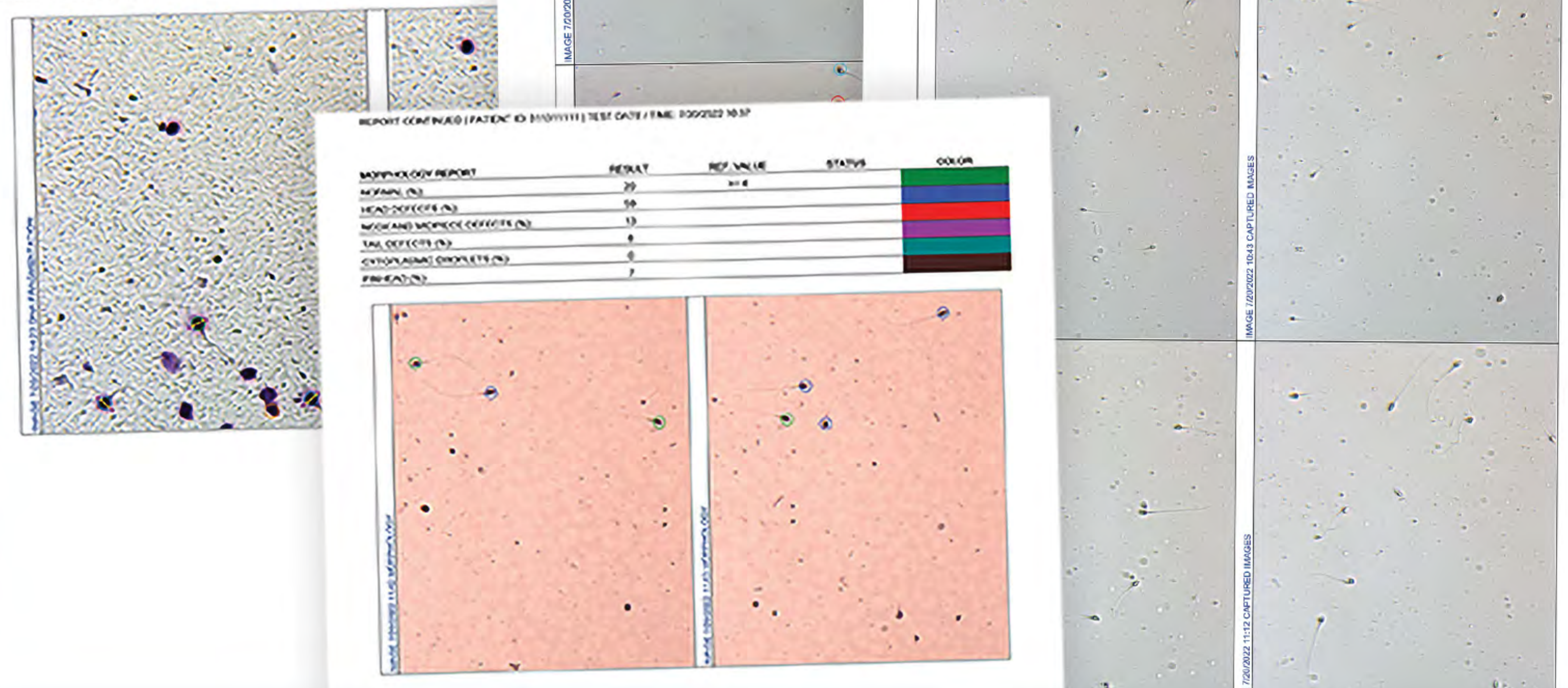
DNA FRAGMENTATION REPORT

RESULT	REF. VALUE	STATUS	COLOR
# Sperm Counted	393		
LARGE HEAD (%)	1		Blue
MEDIUM HEAD (%)	52		Green
SMALL HEAD (%)	35		Yellow
NO HEAD (%)	12		Orange
NO HEAD - DEGRADED (%)	35		Red

REPORT CONTINUED (PATIENT ID: 311311111 | TEST DATE / TIME: 7/20/2022 10:37)

MORPHOLOGY REPORT

RESULT	REF. VALUE	STATUS	COLOR
HEAD DEFECTS (%)	25	>= 4	Blue
HEAD AND MIDPIECE DEFECTS (%)	59		Green
TAIL DEFECTS (%)	13		Yellow
CYTOPLASMIC DROPLETS (%)	6		Orange
FRAGILE (%)	7		Red



Fully Customizable Reports

SQA-VISION⁺

LIS/EMR Interface



- ✓ Automated Data Transfer
- ✓ Real-Time Results
- ✓ Enhanced Workflow
- ✓ Error Reduction
- ✓ Compliance Support
- ✓ Bi-Directional
- ✓ Customizable Integration



- ✓ Hospital
- ✓ Fertility Centers
- ✓ Reference Labs
- ✓ Providers
- ✓ Research Institutions
- ✓ Andrology Clinics

clinisys

Epic

DEPARTMENT OF DEFENSE
MHS
GENESIS
MILITARY HEALTH SYSTEM

DI Data Innovations[®]



CreliaHealth



Cerner[®]

MEDITECH

Scan QR to



Learn More

and many more...

Compatible with Dozens of LIS/EMR Systems

SQA-VISION

On-Site Service Commitment

US & Canada only*

Service Agreements from MES extend system life & ensure peace of mind. Keeping your **SQA-Vision** Analyzer in top shape maximizes uptime and accuracy. Manual alternatives can drain resources and complicate workflow. Ensure your **SQA** is ready for the next sample! MES offers 1-year and discounted 2-year full coverage agreements for your system.



SERVICE COVERAGE INCLUDES

- ✓ Software/Hardware Updates
- ✓ On-Site Training
- ✓ Off-Contract PMs Available
- ✓ MES Covers Shipping/Handling
- ✓ Loaner Instruments Included
- ✓ Next-Day Device Replacement
- ✓ 90-Day Warranty Post-Service
- ✓ ISO 13485 Medical Devices
- ✓ ISO 27001 Security Certified
- ✓ 60-Point System Check
- ✓ 24-Hour Loaner Service
- ✓ Unlimited Tech Support
- ✓ Unlimited Clinical Support
- ✓ Annual On-Site PMs
- ✓ Updated Training Materials
- ✓ Discounts On Upgrades
- ✓ PC/Workstation Coverage
- ✓ Validation Assistance
- ✓ After-Hour Support
- ✓ LIS/EMR System Setup

Expert Training, Service, and Support